



## LINEAR LENSED FIXTURES

americanlite®

We light your world™





## RLT Pro™

**CCT & Power Selectable**  
**25w / 40w / 80w**


The RLT Pro™ Series is a fully integrated LED Round-Lensed Striplite™ solution that combines exceptional performance with a clean, architectural aesthetic. The RLT Pro™ delivers outstanding fixture efficiency, up to 145 lumens per watt. Designed in a sleek, low-profile housing, this high-quality luminaire utilizes our latest-generation solid-state lighting technology for superior energy efficiency and consistent performance.

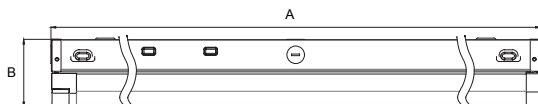
The RLT Pro™ Series includes Selectable Lite™ technology, allowing users to adjust power output and color temperature at the flip of a switch to meet the specific needs of any space. Too warm, too cool, too bright? Simply toggle the built-in switch to your desired setting — quick, intuitive, and field-adjustable.

RLT Pro™ Series is one of the most versatile lensed strip. We offer plenty of options such as One of the most versatile strip lights in its class, the RLT Pro™ offers a wide range of options including Emergency Driver and Motion Sensor add-ons to create tailored configurations for your project. Multiple mounting options are available, including surface and pendant. It can also be installed in continuous rows.

The channel is fabricated from die-formed cold-rolled steel (>0.4mm) and features multiple knockouts for flexible, streamlined installation. A multistage iron phosphate pretreatment ensures durability and rust resistance. A high-reflective white enamel finish is applied post-fabrication. The polycarbonate diffuser features advanced optical design to deliver uniform light distribution and enhanced visual comfort. A safety cable connects both the fixture body and lens to prevent detachment, adding extra security in high-traffic or industrial environments. The long-life LED system is paired with a 0–10V dimming driver for superior lighting control. Available in 3000K, 4000K, and 5000K with a CRI >80, the RLT Pro™ delivers a projected life of over 100,000 hours at 70% lumen maintenance (L70).

The RLT Pro™ is ideal for commercial, industrial, and retail environments. Applications include storage and utility areas, coves, display cases, shops, task lighting, and general area lighting. Its clean profile also makes it a smart solution for architectural integration.

### Dimensions (mm)



Model	A	B	C
2'	610	82.5	80
4'	1220	82.5	80
8'	2440	82.5	80

### Ordering information

#### CCT & Power Selectable

Item	Power	Size	3000K	4000K	5000K
AL586610	25w	2'	3375	3625	3500
	20w	2'	2700	2900	2800
	15w	2'	1875	2175	2100
AL586611	40w	4'	5400	5800	5600
	30w	4'	4050	4350	4200
	20w	4'	2700	2900	2800
AL586612	80w	8'	10000	11600	11200
	70w	8'	9450	10150	9800
	60w	8'	8100	8700	8400

#### Accessories

- AL586613** Hanging kit (v-hook & 1m chain)
- AL586614** Pendant Mounting Linkable plate
- AL586615** Surface Mounting Linkable plate
- AL586616** MS Remote control
- AL586617** Motion Sensor
- AL674265** BT Sensor

#### Options

- ER** ER Driver 9w/90 min (25w/40w)



### Notes

- Lumen and power tolerance up to 10%
- Lumens:
  - 3000K = 135 lxw
  - 4000K = 145 lxw
  - 5000K = 140 lxw
- LED Chips = Lumileds 2835
- Flicker Free (<80%)
- IK06 = NO ER Driver
- PF Tolerance -3% @ ≥0.9
- THD Tolerance +5%
- Beam angle Tolerance ±10%
- Surge protection: L/N-PE:2kV, L-N:1kV
- Driver Brand = Fosen
- Housing = Iron >0.4mm thickness
- Diffuser Type: PC lens 1mm thickness
- 100,000 hours life @ Tc 65°C
- Operating Temperature:
  - with Sensor: -20°C to 50°C
  - with Emergency Power Supply: 0°C to 40°C
- ER Driver=Streamer # YH36-09WL-300
- MW Sensor=Merrytek # MC196D99
- BT Sensor=HB03DMS-A (included with external mount adapter)
- RC x MW Sensor-Haisen #HB03R
- Maximum continuous row:
  - 25w = 18pcs
  - 40w = 11pcs
  - 80w = 6pcs

### Packing information

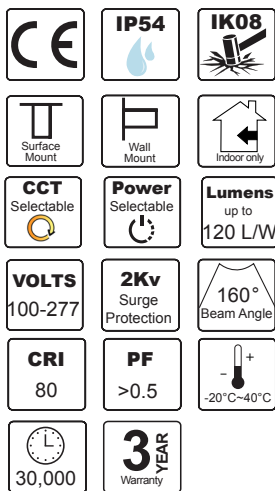
Model	Pieces per master	Master Box Dimensions (cm)	CBM(Master)	Gross weight (Kg)
2'	12	127.5 x 26 x 20	0.0663	15.3
4'	6	125 x 26 x 20	0.0650	13
8'	6	247 x 26 x 20	0.1284	24.6



## Batten™ Series

### CCT + Power Selectable

### 18w / 36w / 45w



The Batten™ Series LED fixture is engineered for dependable performance in commercial and industrial lighting applications. Designed for durability and efficiency, the fixture delivers consistent illumination in a compact profile suitable for surface or wall mounting. Its robust construction and versatile configuration make it ideal for parking garages, schools, offices, corridors, stairwells, and other professional environments requiring reliable lighting.

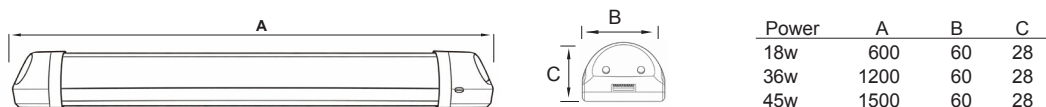
Designed for commercial electrical systems, the fixture operates across a wide 100–277V input voltage range and has been tested for CE compliance under real 220–240V operating conditions, ensuring stable operation across international power standards. Selectable wattage and CCT functionality provide installation flexibility, allowing contractors to adjust light output and color temperature during installation to match project requirements while reducing the need for multiple fixture models.

Delivering up to 120 lumens per watt with a wide 160° beam distribution, the Batten™ Series provides bright, energy-efficient illumination with uniform light coverage. The integrated driver includes 2kV surge protection to help protect the fixture from electrical disturbances commonly present in commercial power systems.

The housing and diffuser are constructed from premium-grade polycarbonate, providing superior durability, corrosion resistance, and long-term structural integrity compared with thin metal or low-grade plastic alternatives. With an IK08 impact rating and IP54 environmental protection, the fixture is designed to perform reliably in demanding environments where many standard batten fixtures with lower IK or IP ratings may not be suitable.

The combination of durable materials, wide voltage compatibility, surge protection, and configurable lighting performance makes the Batten™ Series a reliable solution for professional lighting installations where long-term performance and reliability are critical.

### Dimensions (mm)



### Ordering information

#### CCT Selectable

Item	Power	CCT	Lumens	Item	Power	CCT	Lumens	Housing	Option
AL586100	18w	3K/4K/65K	1980/2160/2160	AL586103	18w	3K/4K/5K	1980/2160/2160	Blank White	MW Microwave Sensor
AL586101	36w	3K/4K/65K	3960/4320/4320	AL586104	36w	3K/4K/5K	3960/4320/4320	B Black	
AL586102	45w	3K/4K/65K	4950/5400/5400	AL586105	45w	3K/4K/5K	4950/5400/5400		

#### Power & CCT Selectable

Item	Power	3000K	4000K	6500K	Item	Power	3000K	4000K	5000K	Housing	Option
AL586106	18w	1980	2160	2160	AL586109	18w	1980	2160	2160	Blank White	MW Microwave Sensor
	15w	1650	1800	1800		15w	1650	1800	1800	B Black	
	11w	1210	1320	1320		11w	1210	1320	1320		
AL586107	36w	3960	4320	4320	AL586110	36w	3960	4320	4320		
	30w	3300	3600	3600		30w	3300	3600	3600		
	22w	2420	2640	2640		22w	2420	2640	2640		
AL586108	45w	4950	5400	5400	AL586111	45w	4950	5400	5400		
	36w	3960	4320	4320		36w	3960	4320	4320		
	27w	2970	3240	3240		27w	2970	3240	3240		

### Notes

- Lumen tolerance: up to 10%
- Lumens:  
4K/5K/65K= 120 lxw  
3K= 110 lxw
- CE LVD +EMC Certificate:  
• @ 175-250V~, 50/60Hz
- Tested according to:  
• EN IEC 55015:2019/A11:2020  
• EN IEC 61547:2023  
• EN IEC 61000-3-2:2019/A2:2024  
• EN 61000-3-3:2013/A2:2021
- PC Endcaps: 1.2mm thickness
- PC Body & Diffuser: 0.7mm thickness
- Packing: Shrink wrap and cardboard endcaps
- Recommended use: up to 12 hours / day  
To avoid product damage or voided warranty.

### Packing information

Model	Pieces/Carton	Carton (cm)	CBM/master	G.W. (KGS)
18w	25	62 x 35.5 x 18	0.0022	5.92
36w	25	122 x 35.5 x 18	0.0779	8.60
45w	25	152 x 35.5 x 18	0.0971	10.60



## Warranty

Americanlite® is pleased to provide a 5 year limited warranty covering the LED fixtures on this catalogue. Americanlite® warrants that the LED fixtures comply with Americanlite®'s published specifications and are free from defects in materials and workmanship.

All our equipment is CE, ETL or UL approved and manufactured with approved components. Americanlite® reserves the right to change or improve the design or components of any of its products due to parts availability or changes in standards, without assuming any obligation to modify any product previously manufactured and without notice. All equipment is tested and inspected before shipment.

This warranty is void if the product is operated outside of its normal operating conditions. The foregoing warranty does not apply to failures caused by acts of God or as a result of any abuse, misuse, abnormal use, or use in violation of any applicable standard, code or instructions for use in installations, including, but not limited to, those contained in the Standards for the International Electrotechnical Commission. Americanlite® reserves and has the right to examine failed fixtures to determine the cause of failure, excessive lumen depreciation and patterns of usage.