



LED[®]

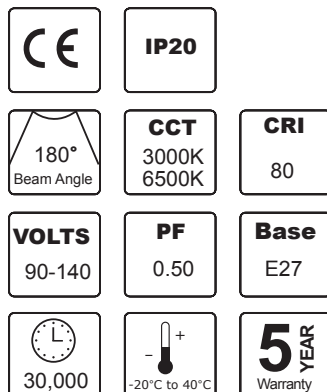
Lamps Series

americanlite[®]
We light your world[™]

CE



A Type Single Voltage



- IP20
- 176-264V (220V) available
- Working temperature at -20°C~40°C
- Recommended use: 10-12 hours / day
To avoid product damage or voided warranty
- Indoor Use

Ordering information

Model	W	Type	CCT	Voltage	Lumens	PF	Diameter	Length
AL572316	5w	A60	3000K	90-140V	370	.50	60mm	108mm
AL572317	5w	A60	6500K	90-140V	370	.50	60mm	108mm
AL572164	6w	A60	3000K	90-140V	470	.50	60mm	108mm
AL572165	6w	A60	6500K	90-140V	470	.50	60mm	108mm
AL572318	7w	A60	3000K	90-140V	500	.50	60mm	108mm
AL572319	7w	A60	6500K	90-140V	500	.50	60mm	108mm
AL572166	8w	A60	3000K	90-140V	600	.50	60mm	108mm
AL572167	8w	A60	6500K	90-140V	600	.50	60mm	108mm
AL572320	9w	A60	3000K	90-140V	735	.50	60mm	108mm
AL572321	9w	A60	6500K	90-140V	735	.50	60mm	108mm
AL572168	10w	A60	3000K	90-140V	810	.50	60mm	108mm
AL572127	10w	A60	5000K	90-140V	810	.50	60mm	108mm
AL572169	10w	A60	6500K	90-140V	810	.50	60mm	108mm
AL572170	12w	A60	3000K	90-140V	1055	.50	60mm	112mm
AL572171	12w	A60	6500K	90-140V	1055	.50	60mm	112mm
AL572172	15w	A60	3000K	90-140V	1521	.50	60mm	118mm
AL572173	15w	A60	6500K	90-140V	1521	.50	60mm	118mm
AL572374	25w	A70	3000K	90-140V	2550	.50	70mm	139mm
AL572375	25w	A70	6500K	90-140V	2550	.50	70mm	139mm
AL572174	20w	A80	3000K	90-140V	1900	.50	80mm	150mm
AL572175	20w	A80	6500K	90-140V	1900	.50	80mm	150mm
AL572376	30w	A110	3000K	90-140V	3000	.50	110mm	203mm
AL572377	30w	A110	6500K	90-140V	3000	.50	110mm	203mm

Notes

- ± 3 mm range in height / ± 2 mm range in diameter
- Lumen/power tolerance = up to 10%
- Suitable for damp location
- *A70 & A110 = 110-130V
- 5w / 7w / 9w = 220°

Packing information

For Color Box

Model	CBM (master)	Pieces per master	Master box(cm)
A60 5w/6w/7w/8w/9w/10w	0.0472	100	62.5 x 31.5 x 24
A60 12w	0.0492	100	62.5 x 31.5 x 25
A60 15w	0.0524	100	63.5 x 31.5 x 26.2
A70 25w	0.0374	50	36.8 x 36.1 x 28.2
A80 20w	0.0565	50	42.8 x 42.1 x 31.4
A110 30w	0.1007	50	50.3 x 49.6 x 40.4

12.23.25



A Type Multi Voltage

CE	IP20	
180° Beam Angle	CCT 3000K 6500K	CRI 80
VOLTS 100-253	PF 0.50	Base E27
30,000	-20°C to 40°C	5 YEAR Warranty

- IP20
- Working temperature at -20 °C~40 °C
- Recommended use: 10-12 hours /day
To avoid product damage or voided warranty
- Indoor Use

Ordering information

Model	W	Type	CCT	Voltage	Lumens	PF	Diameter	Length
AL572336	5w	A60	3000K	100-253V	370	.50	60mm	108mm
AL572337	5w	A60	6500K	100-253V	370	.50	60mm	108mm
AL572100	6w	A60	3000K	100-253V	470	.50	60mm	108mm
AL572101	6w	A60	6500K	100-253V	470	.50	60mm	108mm
AL572338	7w	A60	3000K	100-253V	500	.50	60mm	108mm
AL572339	7w	A60	6500K	100-253V	500	.50	60mm	108mm
AL572103	8w	A60	3000K	100-253V	600	.50	60mm	108mm
AL572104	8w	A60	6500K	100-253V	600	.50	60mm	108mm
AL572334	9w	A60	3000K	100-253V	735	.50	60mm	108mm
AL572335	9w	A60	6500K	100-253V	735	.50	60mm	108mm
AL572105	10w	A60	3000K	100-253V	810	.50	60mm	108mm
AL572136	10w	A60	6500K	100-253V	810	.50	60mm	108mm
AL572108	12w	A60	3000K	100-253V	1055	.50	60mm	112mm
AL572149	12w	A60	3500K	100-253V	1055	.50	60mm	112mm
AL572110	15w	A60	3000K	100-253V	1521	.50	60mm	118mm
AL572111	15w	A60	6500K	100-253V	1521	.50	60mm	118mm
AL572162	20w	A67	3000K	100-253V	2000	.50	67mm	126mm
AL572163	20w	A67	6500K	100-253V	2000	.50	67mm	126mm
AL572378	25w	A70	3000K	100-253V	2550	.50	70mm	139mm
AL572379	25w	A70	6500K	100-253V	2550	.50	70mm	139mm
AL572380	30w	A110	3000K	100-253V	3000	.50	110mm	203mm
AL572381	30w	A110	6500K	100-253V	3000	.50	110mm	203mm

Notes

- ± 3 mm range in height / ± 2 mm range in diameter
- Suitable for damp location
- Lumen/power tolerance = up to 10%

Packing information

For Color Box

Model	CBM(master)	Pieces per master	Master box(cm)
A60 5w/6w/7w/8w/9w/10w	0.0472	100	62.5 x 31.5 x 24
A60 12w	0.0507	100	62.5 x 31.5 x 25
A60 15w	0.0524	100	63.5 x 31.5 x 26.2
A67 20w	0.0730	100	71.8 x 36.1 x 28.2
A70 25w	0.0565	50	42.8 x 42.1 x 31.4
A110 30w	0.1007	50	50.3 x 49.6 x 40.4

12.23.25



A Type Triac Dimmable

CE	IP20	
180° Beam Angle	CCT 3000K 6500K	CRI 80
VOLTS 90-140	PF 0.70	Base E27
30,000	-20°C to 40°C	5 YEAR Warranty

- IP20
- Working temperature at -20 °C~40 °C
- Recommended use: 10-12 hours /day
To avoid product damage or voided warranty
- Indoor Use

Ordering information

Model	W	Type	CCT	Voltage	Lumens	PF	Diameter	Length
AL572206	6W	A60	3000K	90-140V	470lm	0.70	60mm	108mm
AL572207	6W	A60	6500K	90-140V	470lm	0.70	60mm	108mm
AL572208	8W	A60	3000K	90-140V	600lm	0.70	60mm	108mm
AL572209	8W	A60	6500K	90-140V	600lm	0.70	60mm	108mm
AL572210	10W	A60	3000K	90-140V	810lm	0.70	60mm	108mm
AL572211	10W	A60	6500K	90-140V	810lm	0.70	60mm	108mm
AL572212	12W	A60	3000K	90-140V	1055lm	0.70	60mm	112mm
AL572213	12W	A60	6500K	90-140V	1055lm	0.70	60mm	112mm
AL572214	16W	A67	3000K	90-140V	1520lm	0.70	67mm	126mm
AL572215	16W	A67	6500K	90-140V	1520lm	0.70	67mm	126mm

Compatible Dimmers

Lutron	DV603PG	DV600-P	DVCL-153P	MACL-153M	SCL-153P	PD-6WCL	SFSQ-F-LA	S-600P	CTCL-153P
	S603P	MSCL-Op153M	DVSCCL-153P	MSCL-VO153M	AYCL-153P	AYCL-253P	MRF2-6CL		
Leviton	6674	6602-220	C22-6672-1LW						
Cooper	SAL-06P								

Notes

- ± 4mm range in height / ± 2mm range in diameter
- Lumen/power tolerance = up to 10%
- Suitable for damp location

Packing information

For Color Box

Model	CBM (master)	Pieces per master	Master box(cm)
6w, 8w,10w	0.0472	100	62.5 x 31.5 x 24
12w	0.0507	100	62.5 x 31.5 x 25
16w	0.0816	100	74.3 x 37.6 x 29.2

12.28.25



Bulb Hanger included

A Type Emergency Bulb

IP20		
200° Beam Angle	CCT 6500K	CRI 70
VOLTS 100-265	PF 0.50	Base E27
15,000	-20°C to 40°C	1 YEAR Warranty

- IP20
- Working temperature at -20°C to 40°C
- Recommended use: 10 -12 hours /day
To avoid product damage or voided warranty
- Indoor Use

Ordering information

Model	W	Type	CCT	Voltage	Lumens	ER Mode	PF	Diameter	Length
AL572402	7W	A60	6500K	100-265V	630lm	250lm	0.50	60mm	125mm
AL572405	9W	A70	6500K	100-265V	810lm	300lm	0.50	68mm	135mm
AL572408	12W	A80	6500K	100-265V	1050lm	400lm	0.50	78mm	148mm
AL572412	15W	A90	6500K	100-265V	1350lm	500lm	0.50	88mm	160mm

Notes

- Lumen / power tolerance = up to 15%
- Life = 350 Cycles for ER Mode
- Suitable for damp location
- *ER Mode 1st hour / 2nd hour:
7w = 250 lm/ 130 lm
9w = 300 lm/ 150 lm
12w = 400 lm/ 200 lm
15w = 500 lm/ 250 lm
- Battery specification:
7w = 1200 mAH
9w = 1500 mAH
12w = 2000 mAH
15w = 2500 mAH

Packing information

Model	CBM(master)	Pieces per master	Master box(cm)	Gross Weight (KGS)
7w	0.0535	100	62 x 32 x 27	9
9w	0.0443	60	42.5 x 36 x 29	6.3
12w	0.0626	60	48.5 x 41 x 31.5	7.5
15w	0.0843	60	54.5 x 45.5 x 34	8.5



A Type Microwave Sensor

Microwave Radar Sensor

- Control chip, built inside the lamp, sensitive to human body, animals and vehicles, self adjustable according to the environment
- When the lamps detects movement it will work full range, 100% bright. When movement stops, the lamp will work full range for 10-20 seconds and then sets to stand-by mode. In stand-by mode the lamp will turn off
- Sensing range 4-6m
- No ambient temperature or noise interruption like PIR or voice controlled sensor
- IP20 Suitable for damp location
- Recommended use: 10-12 hours / day
To avoid product damage or voided warranty
- Indoor Use

IP20	CCT 3000K 6500K	CRI 80
180° Beam Angle	PF 0.50	Base E27
VOLTS 100-240	25,000	2 YEAR Warranty

Ordering information

Model	W	Type	CCT	Voltage	Lumens	PF	Diameter	Length
AL572330	9W	A60	3000K	100-240V	800lm	0.50	60mm	110mm
AL572331	9W	A60	6500K	100-240V	800lm	0.50	60mm	110mm
AL572416	12W	A60	3000K	100-240V	1050lm	0.50	60mm	118mm
AL572417	12W	A60	6500K	100-240V	1050lm	0.50	60mm	118mm
AL572332	15W	A60	3000K	100-240V	1300lm	0.50	60mm	124mm
AL572333	15W	A60	6500K	100-240V	1300lm	0.50	60mm	124mm

Notes

- ± 3mm range in height / ± 2mm range in diameter
- Lumen/power tolerance = up to 10%
- 15w= IP44

Packing information

For Color Box

Model	CBM (master)	Pieces per master	Master box(cm)
9w	0.0515	100	63.5 x 32.5 x 25
12w	0.0546	100	63.5 x 32.5 x 26.5
15w	0.0507	100	63.8 x 32.1 x 24.8



A Type

AC/DC 12V / 24V / 12-36V



- IP20
- Working temperature at -20°C~40°C
- Recommended use: 10-12 hours / day
To avoid product damage or voided warranty
- Indoor Use

Ordering information

Model	W	Type	CCT	Voltage	Lumens	PF	Diameter	Length
AL571440	4W	A60	3000K	12V	260lm	0.50	60mm	124mm
AL571441	4W	A60	6500K	12V	260lm	0.50	60mm	124mm
AL571442	6W	A60	3000K	12V	500lm	0.50	60mm	124mm
AL571443	6W	A60	6500K	12V	500lm	0.50	60mm	124mm
AL572342	10W	A60	3000K	12V	800lm	0.50	60mm	124mm
AL572343	10W	A60	6500K	12V	800lm	0.50	60mm	124mm
AL572344	10W	A60	3000K	24V	800lm	0.50	60mm	124mm
AL572345	10W	A60	6500K	24V	800lm	0.50	60mm	124mm
AL571444	10W	A60	3000K	12-36V	800lm	0.50	60mm	124mm
AL571445	10W	A60	6500K	12-36V	800lm	0.50	60mm	124mm

Notes

- ± 3mm range in height / ± 2mm range in diameter
- Lumen/power tolerance = up to 10%
- Suitable for damp location

Packing information

For Color Box

Model	CBM (master)	Pieces per master	Master box (cm)
A60	0.0565	100	63.8x 32.1 x 27.6



IP20	VOLTS 100-130	PF 0.50
180° Beam Angle	Base E27	20,000
2 YEAR Warranty		-20°C to 40°C

- IP20
- Low Lumen Depreciation
- Low Power Consumption
- Recommended use: 10-12 hours /day
To avoid product damage or voided warranty
- Indoor Use

Ordering information

Model	W	Type	Color	Voltage	PF	Diameter	Length
AL52290	7W	A60	Red	100-130v	0.50	60mm	108mm
AL52291	7W	A60	Green	100-130v	0.50	60mm	108mm
AL52292	7W	A60	Blue	100-130v	0.50	60mm	108mm
AL52293	7W	A60	Yellow	100-130v	0.50	60mm	108mm

Notes

- ± 3mm range in height / ± 2mm range in diameter

Packing information

Model	CBM (master)	Pieces per master	Master box (cm)
A60 7w	0.0464	100	62.5 x 31.5 x 23.6

MR16 Single Voltage



- IP20
- Working temperature at -20°C~40°C
- Recommended use: 10-12 hours /day
To avoid product damage or voided warranty
- Indoor Use

Ordering information

	Beam	Box	Blister	W	CCT	Lumens	Diameter	Length
	120°	AL572248	AL572244	4W	3000K	350lm	49mm	47.5mm
		AL572249	AL572245		6500K	350lm	49mm	47.5mm
		AL572302	AL572300	5W	3000K	400lm	50mm	48mm
		AL572303	AL572301		6500K	450lm	50mm	48mm
		AL572250	AL572246	6W	3000K	500lm	49mm	47.5mm
		AL572251	AL572247		6500K	500lm	49mm	47.5mm
	38°	AL572256	AL572252	4W	3000K	350lm	49mm	47.5mm
		AL572257	AL572253		6500K	350lm	49mm	47.5mm
		AL572306	AL572304	5W	3000K	400lm	50mm	50mm
		AL572307	AL572305		6500K	450lm	50mm	50mm
		AL572258	AL572254	6W	3000K	500lm	49mm	47.5mm
		AL572259	AL572255		6500K	500lm	49mm	47.5mm

Notes

- ± 3mm range in height / ± 2mm range in diameter
- Lumen/power tolerance = up to 10%
- Suitable for damp location

Packing information

For Color Box

Model	CBM (master)	Pieces per master	Master box(cm)
MR16 4w / 6w	0.0253	100	57.3 x 29.1 x 14.2
MR16 5w	0.0177	100	52.5 x 27 x 12.5

MR16 Multi Voltage



- IP20
- Working temperature at -20 °C~40 °C
- Recommended use: 10-12 hours /day
To avoid product damage or voided warranty
- Indoor Use

Ordering information

	Beam	Box	Blister	W	CCT	Lumens	Diameter	Length
	120°	AL572127	AL572152	4W	3000K	350lm	49mm	47.5mm
		AL572122	AL572153		6500K	350lm	49mm	47.5mm
		AL572129	AL572154	6W	3000K	500lm	49mm	47.5mm
		AL572130	AL572155		6500K	500lm	49mm	47.5mm
	38°	AL572135	AL572156	4W	3000K	350lm	49mm	47.5mm
		AL572137	AL572157		6500K	350lm	49mm	47.5mm
		AL572138	AL572158	6W	3000K	500lm	49mm	47.5mm
		AL572139	AL572159		6500K	500lm	49mm	47.5mm

Notes

- ± 3mm range in height / ± 2mm range in diameter
- Lumen/power tolerance = up to 10%
- Suitable for damp location

Packing information

For Color Box

Model	CBM (master)	Pieces per master	Master box (cm)
MR16	0.0253	100	57.3 x 29.1 x 14.2



MR16 Triac Dimmable



IP20



120°
38°
Beam Angle

CCT
3000K
6500K

CRI
80

VOLTS
90-140

PF
0.70

Base
G5.3



30,000



-20°C to 40°C



5
YEAR
Warranty

- IP20
- Working temperature at -20°C~40°C
- Recommended use: 10-12 hours / day
To avoid product damage or voided warranty
- Indoor Use

Ordering information

	Beam	Box	Blister	W	CCT	Lumens	Diameter	Length
	120°	AL572198	AL572202	7W	3000K	500lm	50mm	54mm
		AL572199	AL572203					
	38°	AL572200	AL572204	7W	3000K	500lm	50mm	54mm
		AL572201	AL572205					

Compatible Dimmers

Lutron	MACL-153M	SCL-143P	PD-6WCL	SCL-153P	DVELV-303P	TGCL-153P
	CTCL-153P	CTCL-153PD	LGCL-153P	DV-600P	CT-600P	
Leviton	6674	6683	IPL06	S-600PE	S-600P	DEVEL-300P
Legrand	RHCL453P	HCL453PW				

Notes

- ± 3mm range in height / ± 2mm range in diameter
- Lumen/power tolerance = up to 10%
- Suitable for damp location

Packing information

For Color Box



Model	CBM (master)	Pieces per master	Master box (cm)
MR16	0.0253	100	57.3 x 29.1 x 14.2

GU10 Single Voltage



- IP20
- Working temperature at -20 °C~40 °C
- Recommended use: 10-12 hours / day
To avoid product damage or voided warranty
- Indoor Use

Ordering information

	Beam	Box	Blister	W	CCT	Lumens	Diameter	Length
	120°	AL572232	AL572228	4W	3000K	350lm	49.4mm	56.5mm
		AL572233	AL572229		6500K	350lm	49.4mm	56.5mm
		AL572310	AL572308	5W	3000K	400lm	50mm	57mm
		AL572311	AL572309		6500K	450lm	50mm	57mm
		AL572234	AL572230	6W	3000K	500lm	49.4mm	56.5mm
		AL572235	AL572231		6500K	500lm	49.4mm	56.5mm
	38°	AL572240	AL572236	4W	3000K	350lm	49.4mm	54mm
		AL572241	AL572237		6500K	350lm	49.4mm	54mm
		AL572314	AL572312	5W	3000K	400lm	50mm	57mm
		AL572315	AL572313		6500K	450lm	50mm	57mm
		AL572242	AL572238	6W	3000K	500lm	49.4mm	54mm
		AL572243	AL572239		6500K	500lm	49.4mm	54mm

Notes

- ± 3mm range in height / ± 2mm range in diameter
- Lumen/power tolerance = up to 10%
- Suitable for damp location

Packing information

For Color Box



Model	CBM (master)	Pieces per master	Master box (cm)
GU10 4w / 6w	0.0253	100	57.3 x 29.1 x 15.2
GU10 5w	0.0191	100	52.5 x 27 x 13.5

GU10 Multi Voltage



- IP20
- Working temperature at -20°C~40°C
- Recommended use: 10-12 hours / day
To avoid product damage or voided warranty
- Indoor Use

Ordering information

	Beam	Box	Blister	W	CCT	Lumens	Diameter	Length	
	120°	AL572123	AL572182	4W	3000K	350lm	50mm	54mm	
		AL572124	AL572183		6500K	350lm	50mm	54mm	
		AL572125	AL572184	6W	3000K	550lm	50mm	54mm	
		AL572325	AL572324		5000K	550lm	50mm	54mm	
		AL572126	AL572185		6500K	550lm	50mm	54mm	
	38°	AL572131	AL572186	4W	3000K	350lm	50mm	54mm	
		AL572132	AL572187		6500K	350lm	50mm	54mm	
		AL572133	AL572188	6W	3000K	550lm	50mm	54mm	
		AL572134	AL572189		6500K	550lm	50mm	54mm	

Notes

- ± 3mm range in height / ± 2mm range in diameter
- Lumen/power tolerance = up to 10%
- Suitable for damp location

Packing information

For Color Box



Model	CBM(master)	Pieces per master	Master box (cm)
GU10	0.0253	100	57.3 x 29.1 x 15.2

GU10 Triac Dimmable



- IP20
- Working temperature at -20°C~40°C
- Recommended use: 10-12 hours / day
To avoid product damage or voided warranty
- Indoor Use

Ordering information

	Beam	Box	Blister	W	CCT	Lumens	Diameter	Length
	100°	AL572190	AL572194	7W	3000K	600lm	50mm	54mm
		AL572191	AL572195		6500K	600lm	50mm	54mm
	38°	AL572192	AL572196	7W	3000K	600lm	50mm	54mm
		AL572193	AL572197		6500K	600lm	50mm	54mm

Compatible Dimmers

Lutron	DV603PG	DV600-P	DVCL-153P	MACL-153M	SCL-153P	PD-6WCL	SFSQ-F-LA	S-600P	CTCL-153P
	S603P	MSCL-Op153M	DVSCCL-153P	MSCL-VO153M	AYCL-153P	AYCL-253P	MRF2-6CL		
Leviton	6674	6602-220	C22-6672-1LW						
Cooper	SAL-06P								

Notes

- ± 3mm range in height / ± 2mm range in diameter
- Lumen/power tolerance = up to 10%
- Suitable for damp location

Packing information

For Color Box

Model	CBM (master)	Pieces per master	Master box (cm)
GU10	0.0191	100	52.5 x 27 x 13.5



GU10 Emergency Bulb

IP20		
200° Beam Angle	CCT 3K-65K	CRI 80
VOLTS 100-265	PF 0.50	Base E27
15,000	-20°C to 45°C	1 YEAR Warranty

- IP20
- 2.5 Hours ER Mode 150 lumens
- Working temperature at -20 °C~45 °C
- Recommended use: 10-12 hours /day
To avoid product damage or voided warranty
- Indoor Use

Ordering information

	Model	W	CCT	Lumens	ER Mode	Diameter	Length
GU10	AL572409	5W	3000K	400lm	150lm	50mm	83mm
	AL572410	5W	4000K	400lm	150lm	50mm	83mm
	AL572411	5W	6500K	400lm	150lm	50mm	83mm

Notes

- Lumen / power tolerance = $\pm 10\%$
- On / OFF 350 Cycles (ER Mode)

Packing information

For Color Box



Model	CBM(master)	Pieces per master	Master box(cm)
5w	0.0282	100	54 x 27.5 x 19

PAR Single Voltage



- IP44 Damp Location
- SMD
- Working temperature at -20°C~40°C
- Recommended use: 10-12 hours / day
To avoid product damage or voided warranty
- Indoor Use

Ordering information

	Model	Box	W	CCT	Lumens	Diameter	Length
	PAR20	AL572346 AL572347	6W	3000K 6500K	500lm 500lm	63mm 63mm	85mm 85mm
	PAR30L	AL572348 AL572349	15W	3000K 6500K	1200lm 1200lm	95mm 95mm	120mm 120mm
	PAR38	AL572350 AL572351	18W	3000K 6500K	1500lm 1500lm	120mm 120mm	131mm 131mm

Notes

- ± 3mm range in height / ± 2mm range in diameter
- Lumen/power tolerance = up to 10%

Packing information

For Color Box

Model	CBM (master)	Pieces per master	Master box (cm)
PAR 20	0.0116	20	35.8 x 28.3 x 11.4
PAR 30	0.0289	20	51.8 x 21.1 x 26.4
PAR 38	0.0536	20	65.3 x 26.5 x 31.0






PAR Multi Voltage



- IP44 Damp Location
- SMD
- Working temperature at -20°C~40°C
- Recommended use: 10-12 hours /day
To avoid product damage or voided warranty
- Indoor Use

Ordering information

	Model	Box	W	CCT	Lumens	Diameter	Length
	PAR20	AL572176 AL572177	6W	3000K 6500K	500lm 500lm	63mm 63mm	85mm 85mm
	PAR30L	AL572178 AL572179	15W	3000K 6500K	1200lm 1200lm	95mm 95mm	120mm 120mm
	PAR38	AL572180 AL572181	18W	3000K 6500K	1500lm 1500lm	120mm 120mm	131mm 131mm

Notes

- ± 3mm range in height / ± 2mm range in diameter
- Lumen/power tolerance = up to 10%

Packing information

For Color Box

Model	CBM (master)	Pieces per master	Master box (cm)
PAR 20	0.0116	20	35.8 x 28.3 x 11.4
PAR 30	0.0289	20	51.8 x 21.1 x 26.4
PAR 38	0.0536	20	65.3 x 26.5 x 31.0

PAR

Triac Dimmable



- IP44 Damp Location
- SMD
- Working temperature at -20°C~40°C
- Recommended use: 10-12 hours /day
To avoid product damage or voided warranty
- Indoor Use

Ordering information

	Model	Box	W	CCT	Lumens	Diameter	Length
	PAR20	AL570452	6W	3000K	500lm	63mm	85mm
		AL570453		6500K	500lm	63mm	85mm
	PAR30L	AL570456	10W	3000K	800lm	95mm	120mm
		AL570457		6500K	800lm	95mm	120mm
	PAR38	AL570458	18W	3000K	1500lm	120mm	131mm
		AL570459		6500K	1500lm	120mm	131mm

Compatible Dimmers

Lutron	MACL-153M	SCL-143P	PD-6WCL	SCL-153P	DVELV-303P	TGCL-153P
	CTCL-153P	CTCL-153PD	LGCL-153P	DV-600P	CT-600P	
Leviton	6674	6683	IPL06	S-600PE	S-600P	DEVEL-300P
Legrand	RHCL453P	HCL453PW				

Notes

- ± 3mm range in height / ± 2mm range in diameter
- Lumen/power tolerance = up to 10%

Packing information

For Color Box

Model	CBM (master)	Pieces per master	Master box (cm)
PAR 20	0.0116	20	35.8 x 28.3 x 11.4
PAR 30	0.0289	20	51.8 x 21.1 x 26.4
PAR 38	0.0536	20	65.3 x 26.5 x 31.0

T40

Triac Dimmable



IP20



200°
Beam Angle

CCT
3000K
6500K

CRI
80

VOLTS
90-140

PF
0.50

Base
E27

15,000



5
YEAR
Warranty

- IP20 Damp Location
- Working temperature at -20°C~40°C
- Recommended use: 10-12 hours /day
To avoid product damage or voided warranty
- Indoor Use

Ordering information

Box	Blister	W	CCT	Lumens	Diameter	Length
AL572278	AL572270	7W	3000K	600lm	37mm	115mm
AL572279	AL572271		6500K	600lm	37mm	115mm
AL572280	AL572272	10W	3000K	800lm	37mm	115mm
AL572281	AL572273		6500K	800lm	37mm	115mm
AL572282	AL572274	11W	3000K	1050lm	37mm	115mm
AL572283	AL572275		6500K	1050lm	37mm	115mm
AL572284	AL572276	13W	3000K	1300lm	44mm	139mm
AL572285	AL572277		6500K	1300lm	44mm	139mm

Notes

- ± 3mm range in height / ± 2mm range in diameter
- Lumen/power tolerance = up to 10%

Packing information

For Color Box

Model	CBM (master)	Pieces per master	Master box (cm)
T40	0.0140	50	23.8 x 23.1 x 25.8



- Low Lumen Depreciation
- Low Power Consumption
- Recommended use: 10-12 hours /day
To avoid product damage or voided warranty
- Indoor Use

Ordering information

Box	Blister	W	CCT	Lumens	Diameter	Length
AL571419	AL571418	12W	3000K	960lm	111mm	65mm
AL571423	AL571422		6500K	960lm	111mm	65mm

Notes

- Lumen/power tolerance = up to 10%

Packing information

For Color Box

Model	CBM (master)	Pieces per master	Master box(cm)
AR111	0.0545	50	59 x 37 x 25



UFO

100-240V

IP20	Lumens 80 lxw	
120° Beam Angle	CCT 6500K	CRI 80
VOLTS 100-240	PF 0.50	Base E27
20,000	-20°C to 40°C	2 YEAR Warranty

- Iron housing / *PA coating
- PC Diffuser
- Socket: nickel plated Aluminum
- Recommended use: 12 hours / day
To avoid product damage or voided warranty
- Indoor Use

Ordering information

Model	W	CCT	Voltage	Lumens	PF	Diameter	Height
AL571480	15	6500K	100-240V	1200	.50	95mm	73mm
AL571481	20	6500K	100-240V	1600	.50	120mm	75mm
AL571482	30	6500K	100-240V	2400	.50	150mm	79mm
AL571483	40	6500K	100-240V	3200	.50	220mm	109mm

Notes

- ± 5mm range in height / ± 3mm range in diameter
- Lumen/power tolerance = up to 10%
- Beam angle tolerance = 120° ± 25%
- PA: stands for Polyamide, a family of durable, heat-resistant, and flame-retardant plastics (* part between housing and socket)

Packing information

Model	CBM (master)	Pieces per master	Master box (cm)
15w	0.0059	6	24 x 21 x 11.5
20w	0.0094	6	26.5 x 25.5 x 14
30w	0.0149	6	32.5 x 27 x 17
40w	0.0401	6	46.5 x 36 x 24

High Power Ecolite™ Series



Lumens 80 lxw	 15,000	VOLTS 100-240
CCT 6500K	 220° Beam Angle	CRI >80
PF >0.50	Base E27	IP20
 Indoor Use	 -20°C to 40°C	1 YEAR Warranty

Americanlite® Ecolite™ Series High Power LED Lamps are engineered for superior illumination of large spaces such as warehouses, commercial rooms, yards, or industrial zones. Utilizing cutting-edge, energy-efficient LED technology, these lamps significantly reduce power consumption helping lower electricity costs without compromising brightness or performance.

Designed for instant-on activation, Ecolite™ High Power LED lamps eliminate the warm-up time associated with traditional metal halide or fluorescent lighting. Free of hazardous substances like mercury, they offer a safer, environmentally friendly alternative no special disposal or recycling requirements needed.

Featuring a wide 220° beam angle, Ecolite™ Series delivers uniform, shadow-free lighting, enhancing visibility and comfort in any space. Despite their high-performance specs, these lamps are strategically developed to meet the demands of cost-conscious markets, offering exceptional value, reliability, and durability a true benchmark in cost-to-performance LED lighting.

Suitable for a broad range of applications from residential to commercial and industrial environments Ecolite™ High Power LED Lamps deliver trusted Americanlite® quality where it matters most: efficiency, performance, and long term value.

Ordering information

Model	W	Type	CCT	Voltage	Lumens	PF	Diameter	Length
AL672315	20w	T70	6500K	100-240V	1600	.50	70mm	108mm
AL672316	30w	T80	6500K	100-240V	2400	.50	80mm	121mm
AL672317	40w	T100	6500K	100-240V	3200	.50	100mm	153mm
AL672318	50w	T120	6500K	100-240V	4000	.50	120mm	169mm

Ordering options

- To order E40 adaptor for E27 base, add "S" to the end of item code



Notes

- | | | |
|--|--|---|
| <ul style="list-style-type: none"> • Body: Aluminum housing
PA coating • Diffuser = PP • Socket = aluminum / nickel plated • IC DOB Driver | <ul style="list-style-type: none"> • ± 5mm range in height • ± 3mm range in diameter • Lumen/power tolerance = up to 10% • Beam angle tolerance = 220° ± 25% | <ul style="list-style-type: none"> • Indoor Use • Recommended use: 12 hours /day
To avoid product damage or voided warranty |
|--|--|---|

Packing information

Model	CBM (master)	Pieces per master	Master box (cm)	Master G.W. (KG)
20w	0.0147	20	37.5 x 30.3 x 13	1.6
30w	0.0207	20	43 x 34 x 14.2	2
40w	0.0387	20	53 x 42 x 17.4	3.35
50w	0.0611	20	63.5 x 50.4 x 19.1	4.5

With E40 Adapter = Same packing information

High Power Pro™ Series



Americanlite® Pro™ Series High Power LED Lamps are engineered for superior illumination of large spaces such as warehouses, commercial rooms, yards, or industrial zones. Utilizing cutting-edge, energy-efficient LED technology, these lamps significantly reduce power consumption helping lower electricity costs without compromising brightness or performance.

Designed for instant-on activation, Pro™ Series High Power LED lamps eliminate the warm-up time associated with traditional metal halide or fluorescent lighting. Free of hazardous substances like mercury, they offer a safer, environmentally friendly alternative no special disposal or recycling requirements needed.

Featuring a wide 220° beam angle, Pro™ Series delivers uniform, shadow-free lighting, enhancing visibility and comfort in any space. Despite their high-performance specs, these lamps are strategically developed to meet the demands of cost-conscious markets, offering exceptional value, reliability, and durability a true benchmark in cost-to-performance LED lighting.

Suitable for a broad range of applications from residential to commercial and industrial environments Pro™ Series High Power LED Lamps deliver trusted Americanlite® quality where it matters most: efficiency, performance, and long term value.

Lumens 100 lxw	 20,000	VOLTS 100-240
CCT 6500K	 220° Beam Angle	CRI 80
PF 0.50	Base E27	IP20
 Indoor Use	 -20°C to 40°C	2 YEAR Warranty

Ordering information

Model	W	Type	CCT	Voltage	Lumens	PF	Diameter	Length
AL672300	20w	T80	6500K	100-240V	2000	.50	80mm	120mm
AL672301	30w	T100	6500K	100-240V	3000	.50	100mm	152mm
AL672302	40w	T120	6500K	100-240V	4000	.50	120mm	168mm
AL672303	50w	T140	6500K	100-240V	5000	.50	140mm	195mm

Ordering options

- To order E40 adaptor for E27 base, add "S" to the end of item code



Notes

- | | | |
|--|--|---|
| <ul style="list-style-type: none"> • Body: Aluminum housing
PA coating • Diffuser = PP • Socket = aluminum / nickel plated • IC DOB Driver | <ul style="list-style-type: none"> • ± 5mm range in height • ± 3mm range in diameter • Lumen/power tolerance = up to 10% • Beam angle tolerance = 220° ± 25% | <ul style="list-style-type: none"> • Indoor Use • Recommended use: 12 hours /day
To avoid product damage or voided warranty |
|--|--|---|

Packing information

Model	CBM (master)	Pieces per master	Master box (cm)
20w	0.0415	40	42.5 x 34.3 x 28.5
30w	0.0810	40	54 x 43.5 x 34.5
40w	0.1252	40	64 x 51.5 x 38
50w	0.1030	20	77 x 59.5 x 22.5

With E40 Adapter = Same packing information

01.26.2026

High Power Pro Tech™ Series



Lumens up to 100 lxw	30,000	VOLTS 100-265
CCT 6500K	220° Beam Angle	CRI 80
PF 0.50	Base E27	IP20
Indoor Use	-35°C to 40°C	3 YEAR Warranty

Americanlite® Pro Tech™ Series High Power LED Lamps are engineered for superior illumination of large spaces such as warehouses, commercial rooms, yards, or industrial zones. Utilizing cutting-edge, energy-efficient LED technology, these lamps significantly reduce power consumption helping lower electricity costs without compromising brightness or performance.

Designed for instant-on activation, Pro Tech™ Series High Power LED lamps eliminate the warm-up time associated with traditional metal halide or fluorescent lighting. Free of hazardous substances like mercury, they offer a safer, environmentally friendly alternative no special disposal or recycling requirements needed.

Featuring a wide 220° beam angle, Pro Tech™ Series delivers uniform, shadow-free lighting, enhancing visibility and comfort in any space. Despite their high-performance specs, these lamps are strategically developed to meet the demands of cost-conscious markets, offering exceptional value, reliability, and durability a true benchmark in cost-to-performance LED lighting.

Suitable for a broad range of applications from residential to commercial and industrial environments Pro Tech™ Series High Power LED Lamps deliver trusted Americanlite® quality where it matters most: efficiency, performance, and long term value.

Ordering information

Model	W	Type	CCT	Voltage	Lumens	PF	Diameter	Length
AL571504	20w	T80	6500K	100-265V	1800	.50	80mm	120mm
AL571505	30w	T100	6500K	100-265V	2700	.50	100mm	152mm
AL571506	40w	T120	6500K	100-265V	3600	.50	120mm	168mm
AL671507	50w	T140	6500K	100-265V	4500	.50	140mm	195mm
AL571508	20w	T80	6500K	100-265V	2000	.50	80mm	120mm
AL571509	30w	T100	6500K	100-265V	3000	.50	100mm	152mm
AL571510	40w	T120	6500K	100-265V	4000	.50	120mm	168mm
AL671511	50w	T140	6500K	100-265V	5000	.50	140mm	195mm

Ordering options

- To order E40 adaptor for E27 base, add "S" to the end of item code



Notes

- | | | |
|---|--|--|
| <ul style="list-style-type: none"> • Body: Aluminum housing • PA coating • Diffuser = PP • Socket = aluminum / nickel plated • IC DOB Driver | <ul style="list-style-type: none"> • ± 5mm range in height • ± 3mm range in diameter • Lumen/power tolerance = up to 10% • Beam angle tolerance = 220° ± 25% | <ul style="list-style-type: none"> • Indoor Use • Recommended use: 12 hours /day To avoid product damage or voided warranty |
|---|--|--|

Packing information

Model	CBM (master)	Pieces per master	Master box (cm)
20w	0.0502	50	42.5 x 43 x 27.5
30w	0.0709	40	52 x 42 x 32.5
40w	0.1158	40	62 x 50.5 x 37
50w	0.0961	20	73 x 31 x 42.5

With E40 Adapter = Same packing information

12.17.2025

High Power Pro Max™ Series



Lumens up to 100 lxw	35,000	VOLTS 100-277
CCT 6500K	220° Beam Angle	CRI 80
PF 0.50 0.90	Base E27 E40	IP20
Indoor Use	-20°C to 40°C	5 YEAR Warranty

Americanlite® Pro Max™ Series High Power LED Lamps are engineered for superior illumination of large spaces such as warehouses, commercial rooms, yards, or industrial zones. Utilizing cutting-edge, energy-efficient LED technology, these lamps significantly reduce power consumption helping lower electricity costs without compromising brightness or performance.

Designed for instant-on activation, Pro Max™ High Power LED lamps eliminate the warm-up time associated with traditional metal halide or fluorescent lighting. Free of hazardous substances like mercury, they offer a safer, environmentally friendly alternative no special disposal or recycling requirements needed.

Featuring a wide 220° beam angle, Pro Max™ Series delivers uniform, shadow-free lighting, enhancing visibility and comfort in any space. Despite their high-performance specs, these lamps are strategically developed to meet the demands of cost-conscious markets, offering exceptional value, reliability, and durability a true benchmark in cost-to-performance LED lighting.

Suitable for a broad range of applications from residential to commercial and industrial environments Pro Max™ High Power LED Lamps deliver trusted Americanlite® quality where it matters most: efficiency, performance, and long term value.

Ordering information

	Model	W	Type	CCT	Voltage	Lumens	PF	Diameter	Length
E27	AL571461	20w	T80	6500K	100-277V	1800	.50	80mm	139mm
	AL571498	20w	T80	6500K	100-277V	2000	.90	80mm	139mm
	AL571463	30w	T100	6500K	100-277V	2700	.50	100mm	172mm
	AL571497	30w	T100	6500K	100-277V	3000	.90	100mm	172mm
	AL571465	40w	T120	6500K	100-277V	3600	.50	120mm	192mm
	AL571496	40w	T120	6500K	100-277V	4000	.90	120mm	192mm
	AL571462	50w	T140	6500K	100-277V	4500	.50	140mm	222mm
	AL571499	50w	T140	6500K	100-277V	5000	.90	140mm	222mm
E40	AL571494	50w	T140	6500K	100-277V	4500	.50	140mm	250mm
	AL571495	50w	T140	6500K	100-277V	5000	.90	140mm	250mm

Ordering options

- To order E40 adaptor for E27 base, add "S" to the end of item code



Notes

- | | | |
|---|--|---|
| <ul style="list-style-type: none"> • Body:
E40 = Aluminum housing
E27 = PBT housing • Diffuser = PC • Socket = aluminum / nickel plated • IC DOB Driver | <ul style="list-style-type: none"> • ± 5mm range in height • ± 3mm range in diameter • Lumen/power tolerance = up to 10% • Beam angle tolerance = 220° ± 25% | <ul style="list-style-type: none"> • Indoor Use • Recommended use: 12 hours /day
To avoid product damage or voided warranty |
|---|--|---|

Packing information

Model	CBM (master)	Pieces per master	Master box (cm)
20w (E27)	0.0240	20	42.5 x 34.3 x 16.5
30w (E27)	0.0450	20	53 x 42.5 x 20
40w (E27)	0.0693	20	63.5 x 50.8 x 21.5
50w (E27)	0.1051	20	73 x 58.8 x 24.5
50w (E40)	0.0534	8	60.2 x 30.3 x 29.3

With E40 Adapter= Same packing information

12.17.2025

High Power DCA™ Pro Series 65w/80w/100w/150w/200w



Lumens up to 100 lxw	 25,000	VOLTS 100-240 100-265
CCT 6500K	 180° 150° Beam Angle	CRI 80
PF 0.50 0.90	Base E27/E40	IP20
 Indoor Use	 -20°C to 40°C	3 YEAR Warranty

Americanlite® DCA™ Pro Series High Power LED Lamps are engineered for superior illumination of large spaces such as warehouses, commercial rooms, yards, or industrial zones. Utilizing cutting-edge, energy-efficient LED technology, these lamps significantly reduce power consumption helping lower electricity costs without compromising brightness or performance.

Designed for instant-on activation, DCA™ Pro High Power LED lamps eliminate the warm-up time associated with traditional metal halide or fluorescent lighting. Free of hazardous substances like mercury, they offer a safer, environmentally friendly alternative no special disposal or recycling requirements needed.

Featuring a wide 180° or 150° beam angle, DCA™ Pro Series delivers uniform, shadow-free lighting, enhancing visibility and comfort in any space. Despite their high-performance specs, these lamps are strategically developed to meet the demands of cost-conscious markets, offering exceptional value, reliability, and durability a true benchmark in cost-to-performance LED lighting.

Suitable for a broad range of applications from residential to commercial and industrial environments DCA™ Pro High Power LED Lamps deliver trusted Americanlite® quality where it matters most: efficiency, performance, and long term value.

Ordering information

Model	W	Type	CCT	Voltage	Lumens	Base	Beam	PF	Diameter	Height
AL672320	65w	T120	6500K	100-240V	6500	E27	180	.50	118mm	204mm
AL672321	80w	T130	6500K	100-240V	8000	E27	180	.50	127mm	232mm
AL672322	100w	T140	6500K	100-240V	10000	E27	180	.50	138mm	230mm
AL672323	150w	T170	6500K	100-240V	15000	E27	150	.50	170mm	247mm
AL672324	200w	T190	6500K	100-240V	20000	E27	150	.50	190mm	262mm
AL672325	150w	T170	6500K	100-240V	15000	E40	150	.50	170mm	247mm
AL672326	200w	T190	6500K	100-240V	20000	E40	150	.50	190mm	262mm
AL672327	65w	T120	6500K	100-265V	5850	E27	180	.90	118.4mm	209mm
AL672328	80w	T130	6500K	100-265V	7200	E27	180	.90	127.4mm	227.6mm
AL672329	100w	T140	6500K	100-265V	9000	E27	180	.90	137.8mm	234.9mm
AL672330	150w	T170	6500K	100-265V	13500	E27	150	.90	170mm	247mm
AL672331	200w	T190	6500K	100-265V	18000	E27	150	.90	190mm	262mm
AL672332	150w	T170	6500K	100-265V	13500	E40	150	.90	170mm	247mm
AL672333	200w	T190	6500K	100-265V	18000	E40	150	.90	190mm	262mm

Ordering options

- To order E40 adaptor for E27 base, add "S" to the end of item code



Notes

- | | | |
|--|---|--|
| <ul style="list-style-type: none"> • Body: Die Cast Aluminum + plastic housing • Diffuser = PC • Socket = aluminum / nickel plated • IC DOB Driver | <ul style="list-style-type: none"> • ± 2mm range in height and diameter • Lumen/power tolerance = up to 10% | <ul style="list-style-type: none"> • Indoor Use • Recommended use: 10-12 hours /day
To avoid product damage or voided warranty |
|--|---|--|

Packing information

Model	CBM (master)	Pieces per master	Master box (cm)
65w	0.0734	20	62.5 x 50 x 23.5
80w	0.0947	20	67.5 x 54 x 26
100w	0.1114	20	72.5 x 58 x 26.5
150w	0.0699	8	71 x 36.5 x 27
200w	0.0911	8	79 x 40.5 x 28.5




With E40 Adapter= Same packing information

03.05.2026



- IP44 Damp Location
- Working temperature at -20 °C~40 °C
- Recommended use: 10-12 hours /day
To avoid product damage or voided warranty
- Indoor Use

Ordering information

Model	Box	Blister (2 Pk)	W	CCT	Lumens	Diameter	Length
E12 	AL570444	AL570445	6W	3000K	470lm	36.5mm	98mm
	AL570446	AL570447		6500K	470lm	36.5mm	98mm
E14 	AL570448	AL570449	6W	3000K	470lm	35mm	106mm
	AL570450	AL570451		6500K	470lm	35mm	106mm
E27 	AL570731	AL570732	6W	3000K	470lm	35mm	103mm
	AL570733	AL570734		6500K	470lm	35mm	103mm

Notes

- ± 3mm range in height / ± 1mm range in diameter
- Lumen/power tolerance = up to 10%

Packing information

For Color Box

Model	CBM (master)	Pieces per master	Master box (cm)
E12 / E14	0.0262	100	44.3x22.6x26.2
E27	0.0252	100	44.3x22.6x25.2



C37 Torpedo Multi Voltage

	IP44	
	CCT 3000K 6500K	CRI 70
VOLTS 100-253	PF 0.50	Base E12 E14 E27
		5 YEAR Warranty

- IP44 Damp Location
- Working temperature at -20°C~40°C
- Recommended use: 10-12 hours / day
To avoid product damage or voided warranty
- Indoor Use

Ordering information

Model	Box	Blister (2 Pk)	W	CCT	Lumens	Diameter	Length
E12 	AL571155	AL571131	6W	3000K	470lm	36.5mm	98mm
	AL571166	AL571132		6500K	470lm	36.5mm	98mm
E14 	AL571157	AL571133	6W	3000K	470lm	35mm	106mm
	AL571158	AL571134		6500K	470lm	35mm	106mm
E27 	AL571159	AL571135	6W	3000K	470lm	35mm	103mm
	AL571160	AL571136		6500K	470lm	35mm	103mm

Notes

- ± 3mm range in height / ± 1mm range in diameter
- Lumen/power tolerance = up to 10%

Packing information




For Color Box

Model	CBM (master)	Pieces per master	Master box (cm)
E12 / E14	0.0262	100	44.3x22.6x26.2
E27	0.0252	100	44.3x22.6x25.2



- IP44 Damp Location
- Working temperature at -20 °C~40 °C
- Recommended use: 10-12 hours /day
To avoid product damage or voided warranty
- Indoor Use

Ordering information

Model	Box	Blister (2 Pk)	W	CCT	Lumens	Diameter	Length
E12 	AL571167	AL571143	6W	3000K	470lm	36.5mm	98mm
	AL571168	AL571144		6500K	470lm	36.5mm	98mm
E14 	AL571169	AL571145	6W	3000K	470lm	35mm	106mm
	AL571170	AL571146		6500K	470lm	35mm	106mm
E27 	AL571171	AL571147	6W	3000K	470lm	35mm	103mm
	AL571172	AL571148		6500K	470lm	35mm	103mm

Notes

- ± 3mm range in height / ± 1mm range in diameter
- Lumen/power tolerance = up to 10%

Packing information

For Color Box

Model	CBM (master)	Pieces per master	Master box(cm)
E12 / E14	0.0262	100	44.3x22.6x26.2
E27	0.0252	100	44.3x22.6x25.2






C37 Candle Single Voltage

CE	IP44	
230° Beam Angle	CCT 3000K 6500K	CRI 70
VOLTS 90-140	PF 0.50	Base E12 E14 E27
30,000	-20°C to 40°C	5 YEAR Warranty

- IP44 Damp Location
- Working temperature at -20°C~40°C
- Recommended use: 10-12 hours /day
To avoid product damage or voided warranty
- Indoor Use

Ordering information

Model	Box	Blister (2 Pk)	W	CCT	Lumens	Diameter	Length
E12 	AL571149	AL571125	6W	3000K	470lm	38mm	119mm
	AL571150	AL571126		6500K	470lm	38mm	119mm
E14 	AL571161	AL571137	6W	3000K	470lm	38mm	122mm
	AL571132	AL571138		6500K	470lm	38mm	122mm
E27 	AL571151	AL571127	6W	3000K	470lm	38mm	116mm
	AL571152	AL571128		6500K	470lm	38mm	116mm

Notes

- ± 3mm range in height / ± 1mm range in diameter
- Lumen/power tolerance = up to 10%

Packing information

For Color Box

Model	CBM (master)	Pieces per master	Master box (cm)
C37 Candle	0.0290	100	45 x 23 x 28



C37 Candle Multi Voltage

	IP44	
	CCT 3000K 6500K	CRI 70
VOLTS 100-253	PF 0.50	Base E12 E14 E27
		5 YEAR Warranty
30,000	-20°C to 40°C	

- IP44 Damp Location
- Working temperature at -20°C~40°C
- Recommended use: 10-12 hours /day
To avoid product damage or voided warranty
- Indoor Use

Ordering information

Model	Box	Blister (2 Pk)	W	CCT	Lumens	Diameter	Length
E12 	AL571163	AL571139	6W	3000K	470lm	38mm	119mm
	AL571164	AL571140		6500K	470lm	38mm	119mm
E14 	AL571153	AL571129	6W	3000K	470lm	38mm	122mm
	AL571154	AL571130		6500K	470lm	38mm	122mm
E27 	AL571165	AL571141	6W	3000K	470lm	38mm	116mm
	AL570736	AL571142		6500K	470lm	38mm	116mm

Notes

- ± 3mm range in height / ± 1mm range in diameter
- Lumen/power tolerance = up to 10%

Packing information

For Color Box

Model	CBM (master)	Pieces per master	Master box (cm)
C37 Candle	0.0290	100	45 x 23 x 28






C37

Candle Triac Dimmable



- IP44 Damp Location
- Working temperature at -20°C~40°C
- Recommended use: 10-12 hours / day
To avoid product damage or voided warranty
- Indoor Use

Ordering information

Model	Box	Blister (2 Pk)	W	CCT	Lumens	Diameter	Length
E12 	AL570737	AL570738	6W	3000K	470lm	38mm	119mm
	AL570739	AL570741		6500K	470lm	38mm	119mm
E14 	AL570742	AL570743	6W	3000K	470lm	38mm	122mm
	AL570744	AL570745		6500K	470lm	38mm	122mm
E27 	AL570746	AL570749	6W	3000K	470lm	38mm	116mm
	AL570751	AL570752		6500K	470lm	38mm	116mm

Notes

- ± 3mm range in height / ± 1mm range in diameter
- Lumen/power tolerance = up to 10%

Packing information

For Color Box

Model	CBM (master)	Pieces per master	Master box (cm)
C37 Candle	0.0290	100	45 x 23 x 28



P45 Single Voltage



- IP44 Damp Location
- Working temperature at -20°C~40°C
- Recommended use: 10-12 hours /day
To avoid product damage or voided warranty
- Indoor Use

Ordering information

Model	Box	Blister	W	CCT	Lumens	Diameter	Length
E27	AL571415	AL571407	4W	3000K	320lm	45mm	79mm
	AL570783	AL570771		6500K	320lm	45mm	79mm
	AL571413	AL571405	6W	3000K	470lm	45mm	79mm
	AL571414	AL571406		6500K	470lm	45mm	79mm

Notes

- For Damp Location
- ± 3mm range in height / ± 1mm range in diameter
- Lumen/power tolerance = up to 10%

Packing information

For Color Box

Model	CBM (master)	Pieces per master	Master box (cm)
P45	0.0248	100	49.8 x 25.1 x 19.9



P45 Multi Voltage



- IP44 Damp Location
- Working temperature at -20°C~40°C
- Recommended use: 10-12 hours /day
To avoid product damage or voided warranty
- Indoor Use

Ordering information

Model	Box	Blister	W	CCT	Lumens	Diameter	Length
E27	AL570784	AL570772	4W	3000K	320lm	45mm	79mm
	AL570785	AL570773		6500K	320lm	45mm	79mm
	AL570786	AL570774	6W	3000K	470lm	45mm	79mm
	AL571421	AL571417		6500K	470lm	45mm	79mm

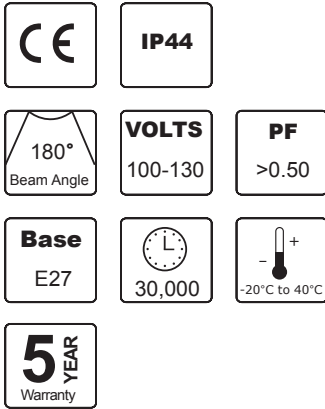
Notes

- For Damp Location
- ± 3mm range in height / ± 1mm range in diameter
- Lumen/power tolerance = up to 10%

Packing information

For Color Box

Model	CBM (master)	Pieces per master	Master box (cm)
P45	0.0248	100	49.8 x 25.1 x 19.9



- IP44 Damp Location
- Low Lumen Depreciation
- Low Power Consumption
- Recommended use: 10-12 hours / day
To avoid product damage or voided warranty
- Indoor Use

Ordering information

Model	W	Light color	Diameter	Length
AL572370	4W	Red	45mm	77mm
AL572371	4W	Green	45mm	77mm
AL572372	4W	Blue	45mm	77mm
AL572373	4W	Yellow	45mm	77mm

Notes

- For Damp Location
- ± 3 mm range in height / ± 1 mm range in diameter
- Lumen/power tolerance = up to 10%

Packing information



Model	CBM (master)	Pieces per master	Master box (cm)
P45 4w	0.0239	100	49.8 x 25.1 x 19.2

G4 / G9 Single Voltage



- Low Lumen Depreciation
- Low Power Consumption
- Recommended use: 8 hours / day
To avoid product damage or voided warranty
- Indoor Use

Ordering information

Model	Box	Blister	W	Voltage	CCT	Lumens	Diameter	Length
G4 	AL570794	AL570793	1.5W	12V	3000K	160lm	13.3mm	48mm
	AL570798	AL570797	1.5W	12V	6500K	160lm	13.3mm	48mm
G9 	AL571469	AL570799	2W	100-130V	3000K	220lm	13.3mm	50mm
	AL571471	AL571470	2W	100-130V	6500K	220lm	13.3mm	50mm
	AL571473	AL571472	3W	100-130V	3000K	350lm	13.3mm	60mm
	AL571475	AL571474	3W	100-130V	6500K	350lm	13.3mm	60mm
	AL571476	AL571478	4W	100-130V	3000K	450lm	14.5mm	60mm
	AL571477	AL571479	4W	100-130V	6500K	450lm	14.5mm	60mm

Ordering options

- Add "F" at end of item # for frosted
- Add "2PK" at end of item # for 2 pack blister

Notes

- Lumen/power tolerance = up to 10%

Packing information

For Color Box

Model	Pieces per master	CBM per master	Master box (cm)
G4	500	0.0196	23 x 23 x 37
G9 2w	500	0.0169	23 x 23 x 32
G9 3w	500	0.0231	25 x 25 x 37



Warranty

Americanlite® is pleased to provide a 5 year limited warranty covering the LED Lamps in this catalogue. Americanlite® warrants that the LED Lamps comply with Americanlite®'s published specifications and are free from defects in materials and workmanship.

All our equipment is CE, ETL or UL approved and manufactured with approved components. Americanlite® reserves the right to change or improve the design or components of any of its products due to parts availability or changes in standards, without assuming any obligation to modify any product previously manufactured and without notice. All equipment is tested and inspected before shipment.

This warranty is void if the product is operated outside of its normal operating conditions. The foregoing warranty does not apply to failures caused by acts of God or as a result of any abuse, misuse, abnormal use, or use in violation of any applicable standard, code or instructions for use in installations, including, but not limited to, those contained in the Standards for the International Electrotechnical Commission. Americanlite® reserves and has the right to examine failed lamp to determine the cause of failure, excessive lumen depreciation and patterns of usage.