



Arch™ Series

Architectural Façade Wireless Lighting Systems


americanlite®

We light your world™



ArchGlow™

12w/24w/48w
RGBW
BT Wireless / DMX



Every structure presents a unique design opportunity. While some façades are illuminated with conventional floodlighting and others remain unlit, architectural lighting allows the building itself to become a visual statement. Through controlled illumination and dynamic color, façade lighting enhances form, depth, and architectural character while drawing attention to the structure.

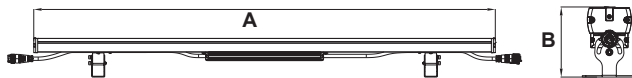
Americanlite® LED Wall Washers are designed to project light outward in a broad, uniform distribution across building façades, rather than concentrating light in narrow beams or surface grazing patterns. This wide and even wash highlights architectural elements consistently across large surfaces. Beam angles and lighting effects can be tailored to meet specific architectural designs, visual objectives, and site requirements.

Engineered for long term performance in demanding environments, Americanlite® Wall Washers feature a full IP66 rating for protection against dust and high pressure water exposure. Construction includes heavy duty extruded aluminum housings exceeding 2 millimeters in thickness, a durable powder coated finish ranging from 60 to 120 microns, and corrosion resistance tested to 240 hours of salt spray exposure. High output RGBW LED chips are paired with constant voltage, flicker free drivers incorporating integrated 6KV surge protection to ensure stable operation and extended service life.

Americanlite® introduces a patented **Wireless Bluetooth Control System** that eliminates the need for control cables, gateways, or external consoles. Fixtures connect directly through the **Americanlite® Smart App**, enabling intuitive control of groups, scenes, schedules, and dynamic lighting effects. For traditional and large-scale control systems, full DMX512 and RDM compatibility is also integrated for seamless system integration.

Architectural lighting transforms buildings into visual landmarks. LED façade lighting reveals structure, texture, and proportion with a bold and contemporary aesthetic. Whether illuminating modern architecture or preserving the character of historic landmarks, Americanlite Wall Washers provide the tools to let architecture communicate through light.

Dimensions (mm)



Model	A	B
12w	304.8	100
24w	595.3	100
48w	1177.0	100

Ordering information

Bluetooth Wireless Control

Item	Size	Power	CCT	Lumens	CCT	Housing Color	AC M20 Cable
AL586630	1'	12w	R/G/B/W/RGB	105/280/40/960/720	Blank 5000K 4 4000K	Blank Black	AL586640 3M (M203M)
AL586631	2'	24w	R/G/B/W/RGB	315/720/160/1920/1440	6 6000K 35 3500K	BR Brown	AL586641 5M (M205M)
AL586632	4'	48w	R/G/B/W/RGB	750/1760/320/3840/2880	57 5700K 3 3000K	WH White	

DMX512 / RDM Control

Item	Size	Power	CCT	Lumens	CCT	Housing Color	M12 Signal Cable
AL586633	1'	12w	R/G/B/W/RGBW	120/270/45/240/900	Blank 5000K 4 4000K	Blank Black	AL586642 3M (M123M)
AL586634	2'	24w	R/G/B/W/RGBW	225/540/120/480/1800	6 6000K 35 3500K	BR Brown	AL586643 5M (M125M)
AL586635	4'	48w	R/G/B/W/RGBW	660/1440/240/1200/3600	57 5700K 3 3000K	WH White	

Notes

Bluetooth

- Lumens for W: 65K = up to 85 lxw, 57K = up to 85 lxw, 5K = up to 85 lxw, 4K = up to 82 lxw, 3K = up to 80 lxw
- Lumens for RGB: Red = up to 50 lxw, Green = up to 110 lxw, Blue = up to 20 lxw
- Power: 12w R/G/B/W/RGB 2.5w/3w/3w/12w, 24w R/G/B/W/RGB 5w/6w/6w/24w, 48w R/G/B/W/RGB 11w/12w/12w/12w/48w

Lumens based on 3K / Lumens & Power tolerance up to 10% / R/G/B based on 48w

DMX

- Lumens for W: 65K = up to 105 lxw, 57K = up to 105 lxw, 5K = up to 105 lxw, 4K = up to 102 lxw, 3K = up to 100 lxw
- Lumens for RGB: Red = up to 60 lxw, Green = up to 120 lxw, Blue = up to 20 lxw
- Power: 12w R/G/B/W/RGB 2.5w/3w/3w/12w, 24w R/G/B/W/RGB 5w/6w/6w/24w, 48w R/G/B/W/RGB 11w/12w/12w/12w/48w

Lumens based on 3K / Lumens & Power tolerance up to 10% / R/G/B based on 48w

- LED Chips = Bridgelux 3535
- LED Chip Qty: 12w = 7 pcs, 24w = 14 pcs, 48w = 28 pcs
- Wavelength: R:620-630nm, G:520-530nm, B:455-460nm

Bluetooth Cable Specs

- 1 cable on each side:
- 2 Power M20-3P self-locking terminal cable UL 21996, 8.0±0.5mm, SJOW rubber wire, black outer sheath, (black/white/green), 3×16AWG, 300V, 105°C, with self-locking IP66 connectors, one end with M20 3P female connector and the other side with male connector

DMX Cable Specs

- 2 cables on each side:
- 2 Signal M12-3P self-locking terminal cable, UL 21996, 5±0.3mm, black outer sheath, (purple/pink/yellow), 3×22AWG, 300V, 105°C, with self-locking connectors, one end with M12 3P female connector and the other side with male connector
- 2 Power M20-3P self-locking terminal cable: UL 21996, 8.0±0.5mm, SJOW rubber wire, black outer sheath, (black/white/green), 3×16AWG, 300V, 105°C, with selflocking connectors, one end with M20 3P female connector and the other side with male connector

Driver Brand=HBE

- No flicker Driver
- Surge Protection: L/N-PE-6KV L-N:6KV
- Bluetooth: 12w # LH-012WW-S024X4, 24w # LH-024WW-S024L4, 48w # LH-012WW-S024L4
- DMX Dimming: 12w # LH-012WW-S024X4, 24w # LH-024WW-S024X4, 48w # LH-048WW-S024X4
- Cable length Bluetooth and DMX: 12w = 80mm on each side, 24w = 70mm on each side, 48w = 66mm on each side

- Fixture = IK08, Glass= IK06
- Body: Aluminum Alloy >2mm
- Lens: PC 18mm / Glass 4mm
- Paint Thickness: 60-120µm
- Salt Chamber test: 240 Hours
- Multiple Fixtures for 1 Power cord 12w: 120V can connect up to 70 units, 277V can connect up to 140 units
- 24w: 120V can connect up to 27 units, 277V can connect up to 56 units
- 48w: 120V can connect up to 18 units, 277V can connect up to 36 units

Packing information



Model	Pieces per master	Box Dimensions (cm)	CBM (Master)	Gross Weight (KG)
1'	8	50.5 x 47.8 x 28.1	0.0678	11.5
2'	8	79.6 x 47.8 x 28.1	0.1069	17.3
4'	8	125.5 x 36.5 x 28.1	0.1287	21.3

ArchBeam™ Series

36w/50w/72w/100w

RGBW

BT Wireless / DMX



Every structure presents a unique design opportunity. While some façades are illuminated with conventional floodlighting and others remain unlit, architectural lighting allows the building itself to become a visual statement. Through controlled illumination and dynamic color, façade lighting enhances form, depth, and architectural character while drawing attention to the structure.

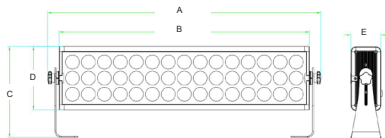
Americanlite® ArchBeam™ Series LED flood luminaires are engineered to deliver powerful, controlled illumination across architectural surfaces and large exterior areas. ArchBeam™ fixtures provide focused yet wide-area light distribution to accentuate architectural features, volumes, and focal points. Multiple beam angles and lighting effects can be configured to meet specific project requirements, façade geometries, and visual performance goals.

Engineered for long-term performance in demanding environments, Americanlite® ArchBeam™ luminaires feature a full IP66 rating for protection against dust ingress and high-pressure water exposure. Construction includes heavy-duty extruded aluminum housings exceeding 2 millimeters in thickness, a durable powder-coated finish ranging from 60 to 120 microns, and corrosion resistance tested to 240 hours of salt spray exposure. High-output RGBW LED chips are paired with constant-voltage, flicker-free drivers incorporating integrated 6 kilovolt surge protection to ensure stable operation and extended service life.

Americanlite® introduces a patented **Wireless Bluetooth Control System** that eliminates the need for control cables, gateways, or external consoles. Fixtures connect directly through the **Americanlite® Smart App**, enabling intuitive control of groups, scenes, schedules, and dynamic lighting effects. For traditional and large-scale control systems, full DMX512 and RDM compatibility is also integrated for seamless system integration.

Architectural flood lighting transforms buildings and outdoor spaces into visual landmarks. By delivering precise, high-impact illumination, LED flood lighting enhances form, scale, and architectural presence with a bold, contemporary aesthetic. Whether illuminating modern façades, landscape features, or historic landmarks, Americanlite® ArchBeam™ Series luminaires provide the control and performance needed to let architecture command attention through light.

Dimensions (mm)



Model	A	B	C	D	E
36w	308.4	254	215	150	70
50w	422.4	368	215	150	70
72w	536.3	482	215	150	70
100w	649.4	595	215	150	70

Ordering information

Bluetooth Wireless Control

Item	Power	CCT	Lumens	CCT	Housing Color	AC M20 Cable
AL576600	36w	R/G/B/W/RGB	550/1300/210/2700/1980	Blank 5000K 4 4000K	Blank Gray	AL586640 3M (M203M)
AL576601	50w	R/G/B/W/RGB	800/1800/300/3750/2750	6 6000K 35 3500K	BK Black	AL586641 5M (M205M)
AL576602	72w	R/G/B/W/RGB	1150/2500/450/5400/3960	57 5700K 3 3000K	BR Brown	
AL576603	100w	R/G/B/W/RGB	1680/2625/570/7500/5500		WH White	

DMX512 / RDM Control

Item	Power	CCT	Lumens	CCT	Housing Color	M12 Signal Cable
AL576604	36w	R/G/B/W/RGBW	450/1100/165/935/2520	Blank 5000K 4 4000K	Blank Gray	AL586642 3M (M123M)
AL576605	50w	R/G/B/W/RGBW	605/1495/225/1350/3500	6 6000K 35 3500K	BK Black	AL586643 5M (M125M)
AL576606	72w	R/G/B/W/RGBW	850/2200/330/1870/5040	57 5700K 3 3000K	BR Brown	
AL576607	100w	R/G/B/W/RGBW	1260/3220/420/2520/7000		WH White	

Notes

Bluetooth

- Lumens for W: 65K = up to 80 lxw, 57K = up to 80 lxw, 5K = up to 80 lxw, 4K = up to 77 lxw, 3K = up to 75 lxw
- Lumens for RGB: Red = up to 60 lxw, Green = up to 105 lxw, Blue = up to 15 lxw
- Power: 36w R/G/B/W/RGB 11w/13w/14w/36w/36w, 50w R/G/B/W/RGB 16w/18w/20w/50w/50w, 72w R/G/B/W/RGB 23w/25w/30w/72w/72w, 100w R/G/B/W/RGB 28w/25w/38w/100w/100w

* Lumens based on 3K / Lumen & Power tolerance up to 10% / R/G/B based on 100w

DMX

- Lumens for W: 65K = up to 90 lxw, 57K = up to 90 lxw, 5K = up to 90 lxw, 4K = up to 87 lxw, 3K = up to 85 lxw
- Lumens for RGB: Red = up to 60 lxw, Green = up to 115 lxw, Blue = up to 15 lxw
- Power: 36w R/G/B/W/RGBW 9w/10w/11w/11w/36w, 50w R/G/B/W/RGBW 11w/13w/15w/15w/50w, 72w R/G/B/W/RGBW 17w/20w/22w/22w/72w, 100w R/G/B/W/RGBW 21w/28w/28w/28w/100w

* Lumens based on 3K / Lumen & Power tolerance up to 10% / R/G/B based on 100w

- LED Chips = Bridgelux 3535: 36w = 18 pcs, 50w = 27 pcs, 72w = 36 pcs, 100w = 45 pcs
- Wavelength: R:620-650nm, G:520-525nm, B:457.5-462.5nm

- Bluetooth Cable Spec: SJTW/3*18#/300V, UL certified, L=500mm, cable length: 300mm

- DMX Cable Spec: SJTW/3*18#/300V, UL certified, L=500mm, exposed cable length: 300mm
- Dimming cable: UL certified, Purple, Pink, Black+White, 21996/22#/300V, L=300mm, cable length: 150-200mm

- Driver Brand=HBE, No flicker Driver
- Bluetooth: 36w # LH-040FWP-S024L4-W, 50w # LH-050FL-S032L4, 72w # LH-080FWP-S024L4-W, 100w # LH-100FL-S032L4
- DMX Dimming: 36w # LH-040FWP-S024L4-W, 50w # LH-050FL-S032L4, 72w # LH-080FWP-S024L4-W, 100w # LH-100FL-S032X4
- Surge Protection: L/N-PE:6KV L-N:6KV
- Body: Aluminum Alloy >1.2MM
- Lens: PC >2mm / Glass 1-6mm
- Paint Thickness: 60-120µm
- Salt Chamber test: 168 Hours

Packing information

Model	Pieces per master	Box Dimensions (cm)	CBM (Master)	Gross Weight (KG)
36w	4	42 x 33.2 x 19.2	0.0677	10.4
50w	4	44.5 x 42 x 19.2	0.3588	12.7
72w	4	56 x 42 x 19.2	0.0451	15.8
100w	4	67.2 x 42 x 19.2	0.0541	18.3



Warranty

Americanlite® is pleased to provide a 7 year limited warranty covering the LED lighting fixtures in this catalogue. Americanlite® warrants that the LED lighting fixtures comply with Americanlite®'s published specifications and are free from defects in materials and workmanship.

All our equipment is CE, ETL or UL approved and manufactured with approved components. Americanlite® reserves the right to change or improve the design or components of any of its products due to parts availability or changes in standards, without assuming any obligation to modify any product previously manufactured and without notice. All equipment is tested and inspected before shipment.

This warranty is void if the product is operated outside of its normal operating conditions. The foregoing warranty does not apply to failures caused by acts of God or as a result of any abuse, misuse, abnormal use, or use in violation of any applicable standard, code or instructions for use in installations, including, but not limited to, those contained in the Standards for the International Electrotechnical Commission. Americanlite® reserves and has the right to examine failed fixtures to determine the cause of failure, excessive lumen depreciation and patterns of usage.