



Post Top Luminaire

americanlite®

We light your world™



Silhouette™

75w / 100w / 150w

Single / CCT & Power Selectable



Type III	Type V	IP66
IK08	LM80	LM79
Power Selectable	CCT 5000K	CCT Selectable 4K / 5K
Lumens up to 140 lxw	CRI >80	DIM 0-10V
10kV SPD	VOLTS 120-277	PF ≥.90
THD <15%	100,000	-40°C~50°C
5 YEAR Warranty		

As urban areas are repurposed for public pedestrian scale spaces, high precision smart architectural lighting becomes more important than ever in providing beautiful visual appearances for residents, tourism and commercial activity. Lighting appropriately scaled for pedestrian scale spaces promotes comfort through security and showcases value through stunning visual appearances.

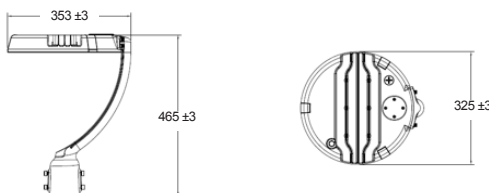
Silhouette™ Series, is inspired by nature and harnesses the energy-efficient light of LEDs. Silhouette™ Series presents a contemporary, architectural dayform providing superior illumination, designed to enhance urban spaces with beautiful visual appearances and integrated control solutions.

Silhouette™ Series utilizes premium ultra-weatherable polyester powder coatings that are specifically formulated to withstand extended outdoor exposure. Low copper content aluminum housing, provides unparalleled heat dissipation. Light distribution based on patented IK08 impact glass diffuser, creating a smooth visual, meanwhile allows a higher performance up to 140 lumens x watt. UL IP67 driver with up to 6KV Surge protection. We have added an external 10KV SPD for maximum protection.

Silhouette™ series allows you to do more, we have created one of the most versatile post top fixtures in the market. With CCT Selectable / CCT & Power Selectable options for 75-150w, and photocell fulfils the spectrum of options. Silhouette™ Series is UL and DLC certified.

Silhouette™ Series enhances the pedestrian experience to attract commercial and social activity to the “people spaces” in which we live and work. Successful “people spaces” bring the community together at night to create an environment we want to experience to the fullest.

Dimensions (mm)



Ordering information

Single CCT

Model	Power	CCT	Lumens	CCT	Options
AL577110	75w	5000K	10125	Blank 5000K	3P 3-pin Photobase & Photocell T3 Distribution Type III
AL577111	100w	5000K	13500	4 4000K	7P 7-pin Photobase & Photocell T5 Distribution Type V
AL577112	150w	5000K	20250	3 3000K	3B 3-pin Photobase 7B 7-pin Photobase

CCT & Power Selectable

AL577116 75W			AL577117 100W			AL577118 150w			Options
Power	CCT	Lumens	Power	CCT	Lumens	Power	CCT	Lumens	Options
75w	4K/5K	10500/10125	100w	4K/5K	14000/13500	150w	4K/5K	21000/20250	3P 3-pin Photobase & Photocell T3 Distribution Type III
60w	4K/5K	8400/8100	80w	4K/5K	11200/10800	120w	4K/5K	16800/16200	7P 7-pin Photobase & Photocell T5 Distribution Type V
50w	4K/5K	7000/6750	60w	4K/5K	8400/8100	100w	4K/5K	14000/13500	3B 3-pin Photobase 7B 7-pin Photobase

Notes

- Driver: 75w = BECKY # BQE80C-130-PVF-PSA
100w = BECKY # BQE105C-130-PVF-PSA
150w = BECKY # BQE155C-130-PVF-PSA
- Surge protection: L/N-PE: 4kV, L-N: 6kV
- 10kV SPD: ZYS-P10A
- LEDS = Lumiled 2835
- 3000K not available for 150w
- EPA: 75w-150w=0.8ft²
- 100,000 hours Lifespan @ <70Tc°C
- The cable is UL certified, SJOW, Black color (Φ8±0.3MM), black/white/green wire core, wire 3×0.824MM2, 18AWG, 105°C, 300V (Standard wire is 1.2m, outside 1m)

Packing information

Model	Pieces per master	Box Dimensions (cm)	CBM (Master)	Gross Weight (KG)
75w / 100w / 150w	1	49 x 47 x 14.5	0.0333	5.8

Lumiere™

35w / 55w / 75w / 100w / 150w

Single / CCT Selectable



Photocell optional

IP65	IK08	LM80
LM79		
Lumens up to 140 LxW	CCT 3K-5K (100/150w)	CCT Selectable 3K-5K
CRI >80	DIM 1-10V	4kV Surge Protector
VOLTS 120-277	PF >.90	THD ≤20%
 50,000	 -40°C ~ -50°C	5 YEAR Warranty

As urban areas are repurposed for public pedestrian scale spaces, high precision smart architectural lighting becomes more important than ever in providing beautiful visual appearances for residents, tourism and commercial activity. Lighting appropriately scaled for pedestrian scale spaces promotes comfort through security and showcases value through stunning visual appearances.

Lumiere™ Series, is inspired by nature and harnesses the energy-efficient light of LEDs. Lumiere™ Series presents a contemporary, architectural dayform providing superior illumination, designed to enhance urban spaces with beautiful visual appearances and integrated control solutions.

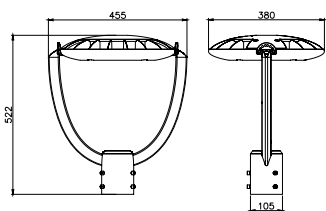
Lumiere™ Series utilizes premium ultra-weatherable polyester powder coatings that are specifically formulated to withstand extended outdoor exposure. Low copper content aluminum housing, provides unparalleled heat dissipation. Light distribution based on patented IK08 impact glass diffuser, creating a smooth visual, meanwhile allows a higher performance up to 140 lumens x watt. UL IP67 driver with up to 4KV Surge protection (10KV optional).

Lumiere™ series allows you to do more, we have created one of the most versatile post top fixtures in the market. Our CCT selectable option for 35-75w, photocell and microwave sensor fulfils the spectrum of options. Lumiere™ Series is UL and DLC certified.

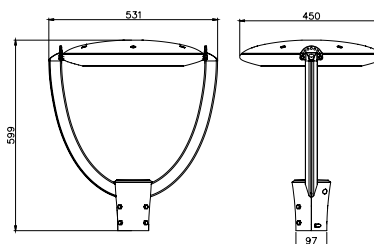
Lumiere™ Series enhances the pedestrian experience to attract commercial and social activity to the “people spaces” in which we live and work. Successful “people spaces” bring the community together at night to create an environment we want to experience to the fullest.

Dimensions (mm)

35w/55w/75w



100w/150w



Ordering information

Model	Power	CCT	Lumens	Beam Angle	Options	CCT
AL574169	35w	3K/4K/5K	4340/4900/4550	120°	3P 3-pin Photobase & Photocell	3 3000K (100/150w)
AL574170	55w	3K/4K/5K	6820/7700/7150	120°	7P 7-pin Photobase & Photocell	S 10kV SPD
AL574171	75w	3K/4K/5K	9150/10350/9675	120°	3B 3-pin Photobase	3 3000K (100/150w)
AL574172	100w	5000K	12900	90°	4 4000K (100/150w)	4 4000K (100/150w)
AL574173	150w	5000K	19050	90°	7B 7-pin Photobase	

Notes

- 1.2kV Surge protector 35w-55w
- Lumens: 100w/150w 3000K= 110lxw
100w 4000K= 125lxw / 150w =4000K 123lxw

- The cable is UL certified, SJOW, Black color (Φ8±0.3MM), black/white/green wire core, wire 3×0.824MM2, 18AWG, 105°C, 300V (Standard wire is 1.2m, outside 1m)

Packing information

Model	Pieces per master	Box Dimensions (cm)	CBM (Master)	Gross Weight (KG)
35w / 55w / 75w	1	73 x 51.5 x 18	0.0676	5.8
100w / 150w	1	83.5 x 58.5 x 15.5	0.0757	8.5



Photocell optional

Lumiere™ 55w / 75w / 150w Adjustable

IP65	IK08	LM80
LM79		Lumens Up to 135 lxw
CCT 3K-5K	CRI >80	DIM 1-10V
Up to 10kV Surge Protector	VOLTS 120-277	PF >.90
THD ≤20%	 50,000	 -40°C~50°C
5 YEAR Warranty		

As urban areas are repurposed for public pedestrian scale spaces, high precision smart architectural lighting becomes more important than ever in providing beautiful visual appearances for residents, tourism and commercial activity. Lighting appropriately scaled for pedestrian scale spaces promotes comfort through security and showcases value through stunning visual appearances.

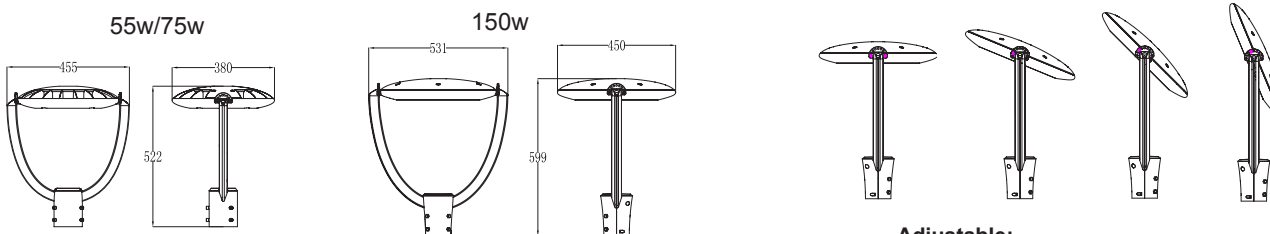
Lumiere™ Adjustable Series, is inspired by nature and harnesses the energy-efficient light of LEDs. Lumiere™ Series presents a contemporary, architectural dayform providing superior illumination, designed to enhance urban spaces with beautiful visual appearances and integrated control solutions.

We introduce a Lumiere™ Adjustable Series, to fulfill more applications, specifically those that need to put the light in certain angles or asymmetric paths. Lumiere™ Series utilizes premium ultra-weatherable polyester powder coatings that are specifically formulated to withstand extended outdoor exposure. Low copper content aluminum housing, provides unparalleled heat dissipation. Light distribution based on patented IK08 impact glass diffuser, creating a smooth visual, meanwhile allows a higher performance of 132 lumens x watt. UL IP67 driver with up to 10KV Surge protection. (10KV SPD optional).

Lumiere™ Adjustable Series allows you to do more, we have created one of the most versatile post top fixtures in the market. Fixture can be adjustable from 22° up to 90°; we also offer other options such as photocell and microwave sensor. Lumiere™ Adjustable Series is UL and DLC certified.

Lumiere™ Adjustable Series enhances the pedestrian experience to attract commercial and social activity to the “people spaces” in which we live and work. Successful “people spaces” bring the community together at night to create an environment we want to experience to the fullest.

Dimensions (mm)



Adjustable:
55w/75w: 25°, 49°, 73°, 90°
150w: 22°, 45°, 67°, 90°

Ordering information

Model	Power	CCT	Lumens	Beam Angle	Options	CCT
AL577100	55w	5000K	7425	110°	3P 3-pin Photobase & Photocell 7P 7-pin Photobase & Photocell 3B 3-pin Photobase 7B 7-pin Photobase	MS Microwave sensor S 10kV SPD 3 3000K 4 4000K
AL577101	75w	5000K	10125	110°		
AL577102	150w	5000K	20250	90°		

Notes

- Lumens:
55w 3000K 128lxw / 4000K 130lxw
75w 3000K 126lxw / 4000K 128lxw
150w 3000K 130lxw / 4000K 132lxw
- 55w: 1.5kV Surge protection
- 75w: L/N-PE: 4kV, L-N: 2kV
- 150w: L/N-PE: 10kV, L-N: 6kV
- The cable is UL certified, SJOW, Black color (Φ8±0.3MM), black/white/green wire core, wire 3×0.824MM², 18AWG, 105°C, 300V (Standard wire is 1.2m, outside 1m)

Packing information

Model	Pieces per master	Box Dimensions (cm)	CBM (Master)	Gross Weight (KG)
55w / 75w	1	73 x 51.5 x 18	0.0676	5.8
150w	1	83.5 x 58.5 x 15.5	0.0757	8.5



Warranty

Americanlite® is pleased to provide a 5 year limited warranty covering the LED fixtures in this catalogue. Americanlite® warrants that the LED fixtures comply with Americanlite®'s published specifications and are free from defects in materials and workmanship.

All our products are UL, ETL or CE approved and manufactured with approved components. Americanlite® reserves the right to change or improve the design or components of any of its products due to parts availability or changes in standards, without assuming any obligation to modify any product previously manufactured and without notice. All equipment is tested and inspected before shipment.

This warranty is void if the product is operated outside of its normal operating conditions. The foregoing warranty does not apply to failures caused by acts of God or as a result of any abuse, misuse, abnormal use, or use in violation of any applicable standard, code or instructions for use in installations, including, but not limited to, those contained in the Standards for the International Electrotechnical Commission. Americanlite® reserves and has the right to examine failed fixtures to determine the cause of failure, excessive lumen depreciation and patterns of usage.